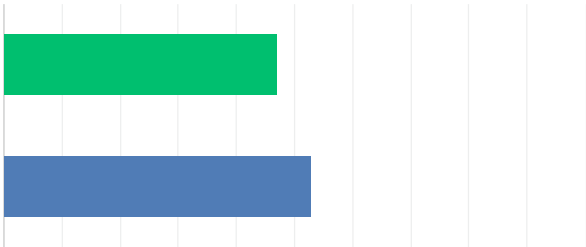


Graduating Survey - Fall 2016

Q2 Select category that describes your gender

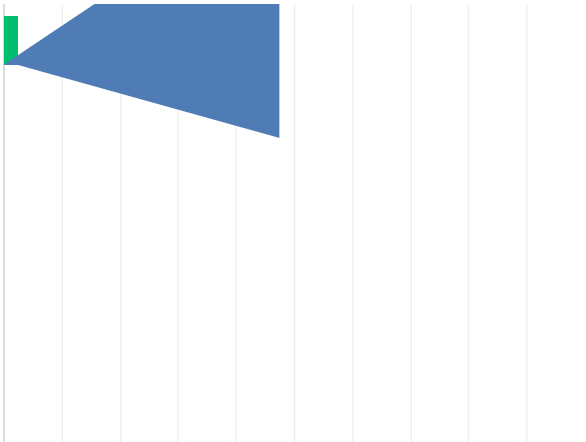
Answered: 83 Skipped: 0



Female	46.99%	39
Male	53.01%	44
TOTAL		83

Q3 Select category that describes your race(s)

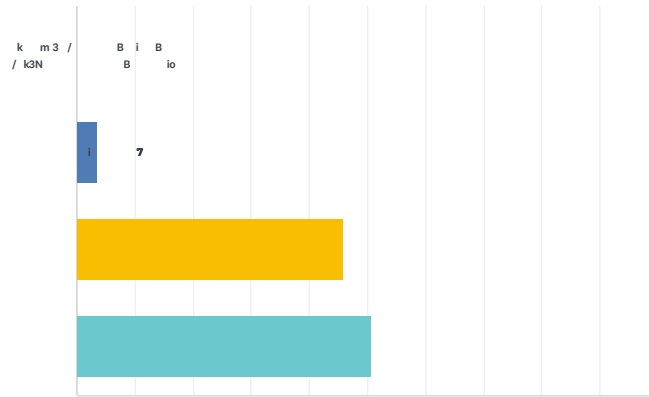
Answered: 82 Skipped: 1



	2.44%	2
	47.56%	39
	51.22%	42
	0.00%	0
	0.00%	0
	3.66%	3
Total Respondents: 82		

Q4 Select category that describes your current age

Answered: 83 Skipped: 0



	0.00%	0
	3.61%	3
	45.78%	38
	50.60%	42
TOTAL		83


Q7 What was your student classification when you first enrolled at KSU?

Answers: U ?

	48.19%	40
	38.55%	32
	13.25%	11

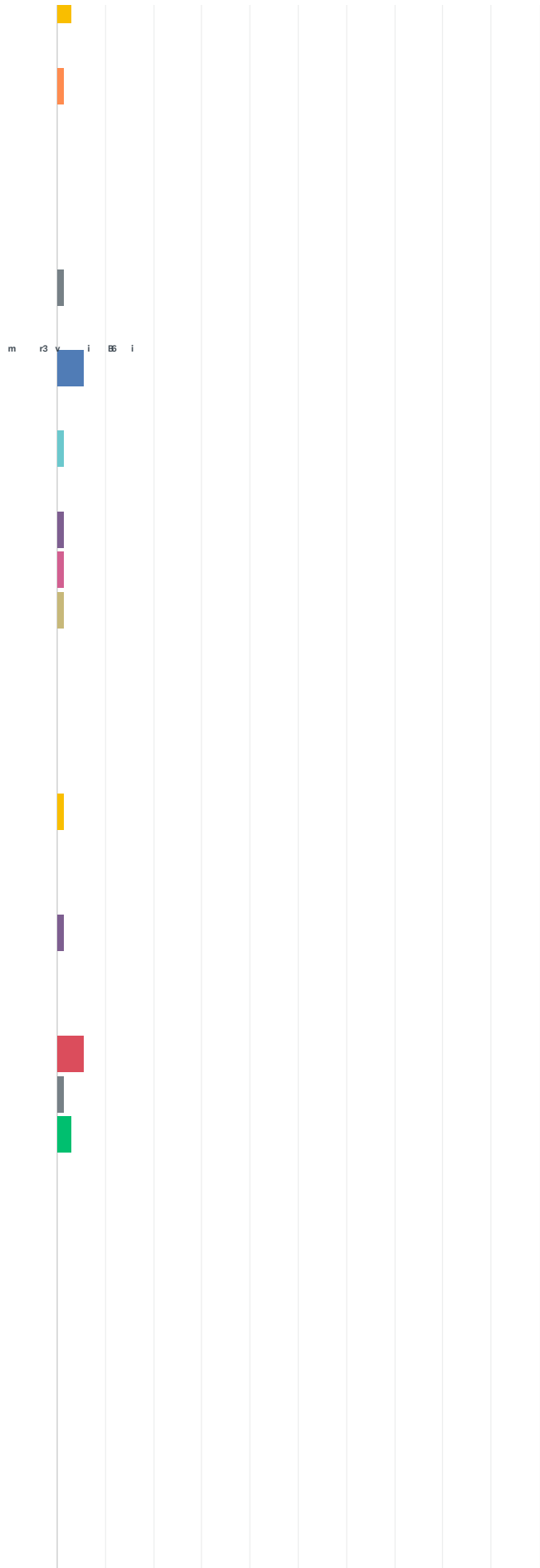
Q10 What was your bachelors at KSU this term?

Answered: 70 Skipped: 13





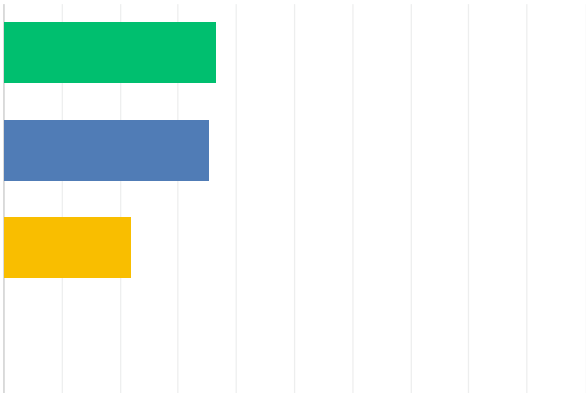
Graduating Survey - Fall 2016





Q13 What was your overall GPA?

Answered: 82 Skipped: 1



	36.59%	30
	35.37%	29
	21.95%	18
	6.10%	5
TOTAL		82

Q16 What is MOST LIKELY to be your PRINCIPAL activity upon graduation?

Answered: 82 Skipped: 1

	65.85%	54
	2.44%	2
	0.00%	0
	0.00%	0
	4.88%	4
	21.95%	18
	4.88%	4
TOTAL		82

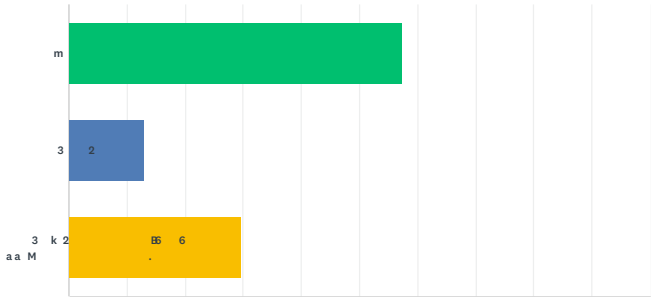
Graduating Survey - Fall 2016

51	NA	12/12/2016 9:13 AM
52	NA	12/9/2016 5:14 PM
53	N/A	12/9/2016 3:03 PM
54	NA	12/7/2016 4:50 PM

Graduating Survey - Fall 2016

Q19 Is the degree(s) you earned in the graduating term related to this position?

Answered: 54 Skipped: 29



Yes	57.41%	31
No	12.96%	7
Not yet applicable	29.63%	16
TOTAL		54


Q20 Which of the following best describes the current state of your educational activity?

Answered: 22 Skipped: 61

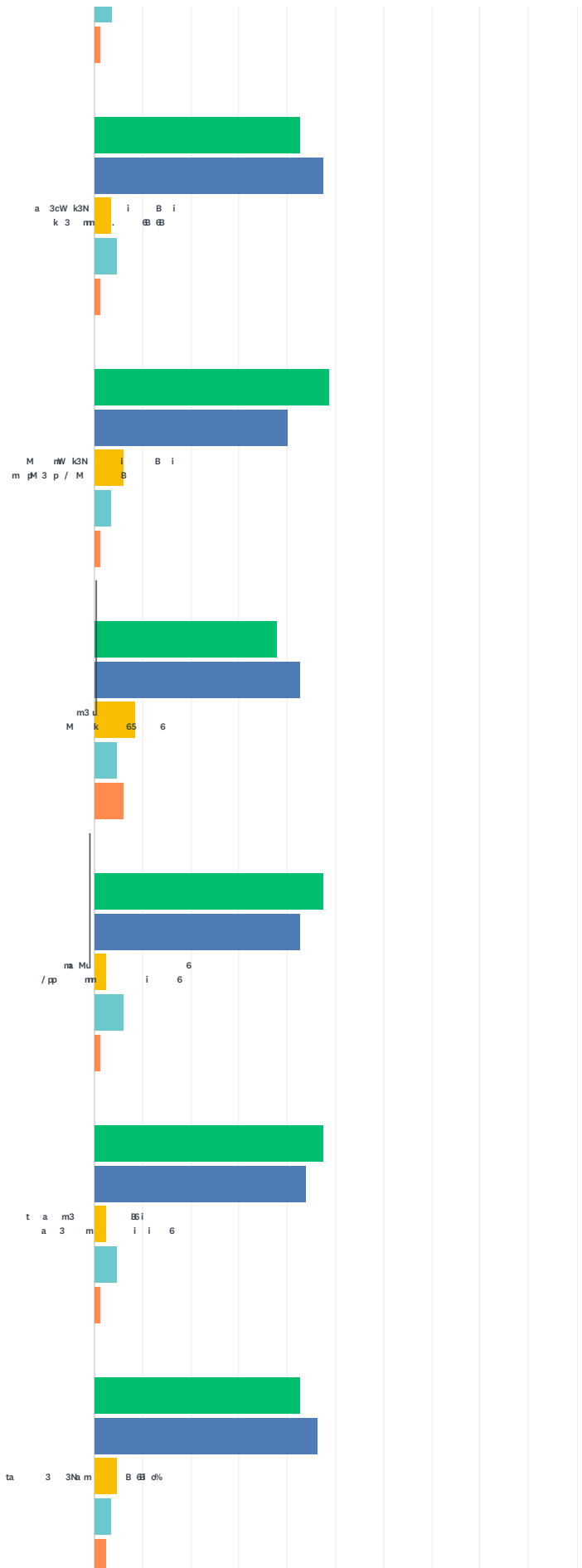
	40.91%	9
	4.55%	1
	0.00%	0
	0.00%	0
	54.55%	12
TOTAL		22

Q21 Which degree(s) do you plan to pursue beginning in the next semester or two.

Answered: 22 Skipped: 61



	13.64%	3
	4.55%	1
	31.82%	7
	4.55%	1
	13.64%	3
	22.73%	5
	0.00%	0
	4.55%	1
	0.00%	0
	4.55%	1
	13.64%	3
Total Respondents: 22		



47.56%	42.68%	2.44%	6.10%	1.22%	
39	35	2	5	1	82
47.56%	43.90%	2.44%	4.88%	1.22%	
39	36	2	4	1	82
42.68%	46.34%	4.88%	3.66%	2.44%	
35	38	4	3	2	82
47.50%	43.75%	2.50%	5.00%	1.25%	
38	35	2	4	1	80
46.34%	39.02%	7.32%	3.66%	3.66%	
38	32	6	3	3	82
42.68%	43.90%	6.10%	4.88%	2.44%	
35	36	5	4	2	82
45.00%	45.00%	2.50%	5.00%		
36	36	2	3		

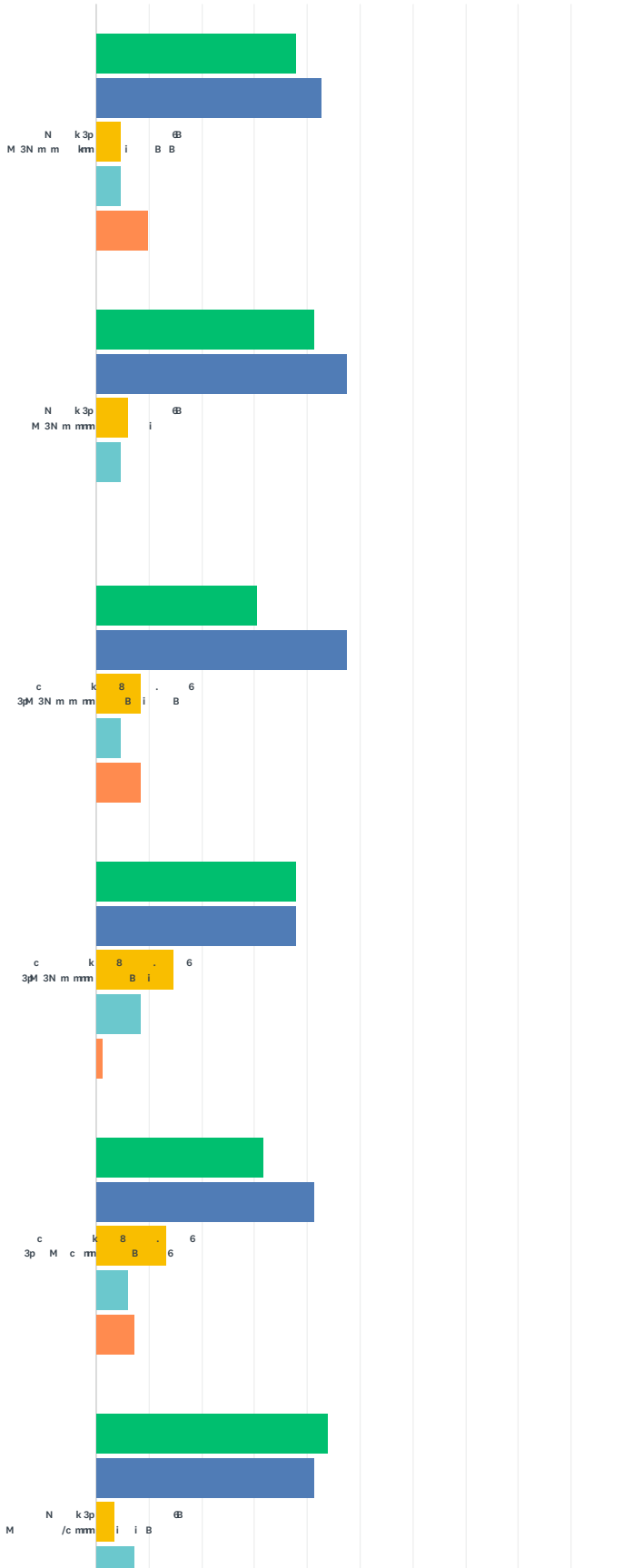
80% S.

c

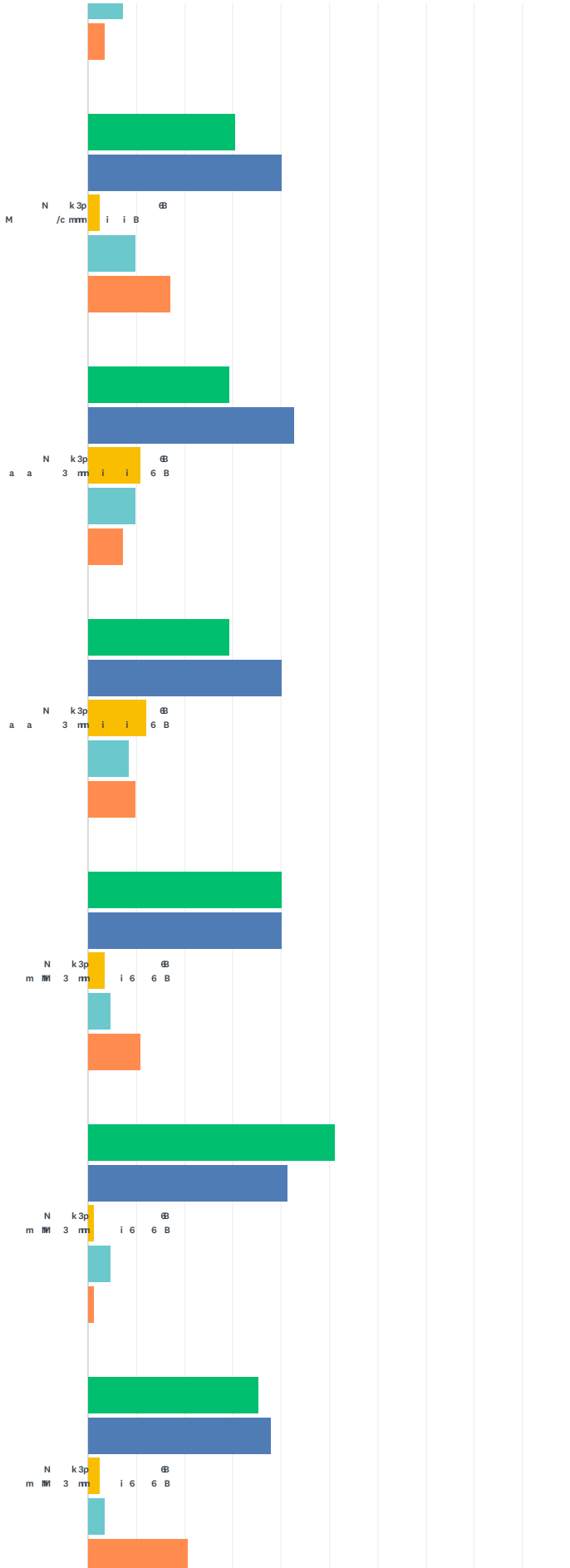
c

Q24 Indicate your level of satisfaction with the following aspects of your education at KSU

Answered: 82 Skipped: 1



Graduating Survey - Fall 2016



Q25 How long has it taken you to earn your degree?

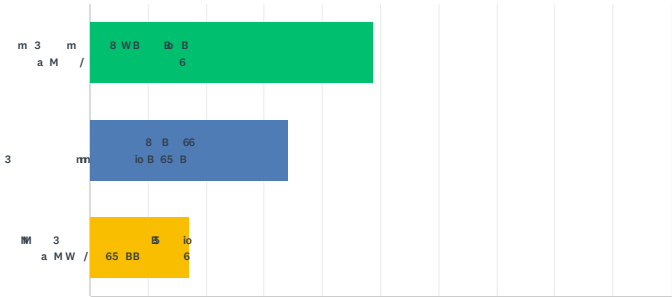
Answered: 82 Skipped: 1

	24.39%	20
	36.59%	30
	26.83%	22
	12.20%	10
TOTAL		82

Graduating Survey - Fall 2016


Q26 The period to complete your degree was....

Answered: 82 Skipped: 1



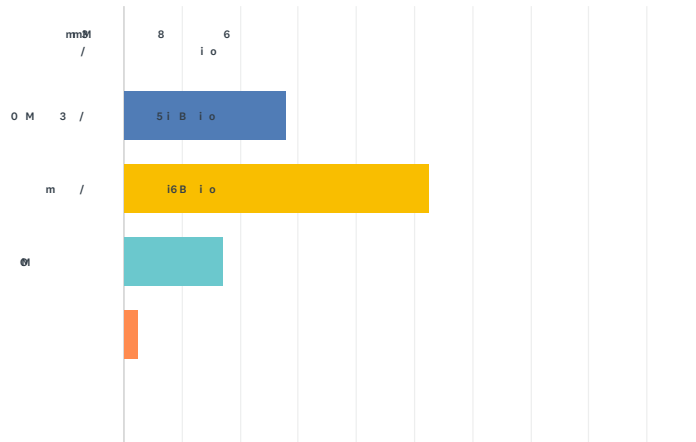
As long as I expected	48.78%	40
A little longer than I expected	34.15%	28
Much longer than I expected	17.07%	14
TOTAL		82

51	Infrastructure	12/12/2016 2:41 PM
52	Helpful staff and faculty in ASB (Financial Aid)	12/12/2016 2:29 PM
53	I would improve the recreation center.	12/12/2016 2:26 PM
54	Organization and communication	12/12/2016 2:21 PM
55	Student Affairs employee's	12/12/2016 1:59 PM
56	ASB's communication	12/12/2016 1:39 PM
57	Staffing	12/12/2016 12:52 PM
58	Change the time of Master's Schedule	12/12/2016 12:46 PM
59	na	12/12/2016 12:43 PM
60	The university needs better management with	...



Q29 What is the highest degree you plan to achieve?

Answered: 82 Skipped: 1

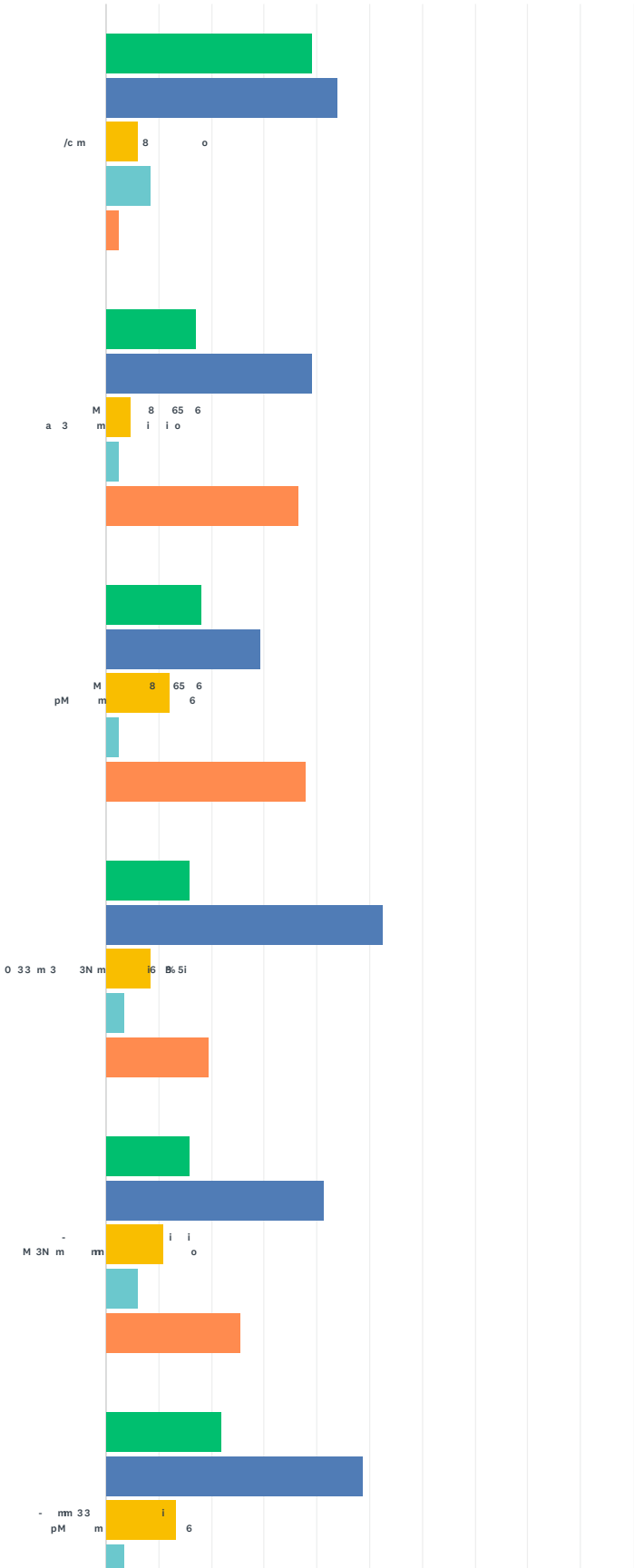



	0.00%	0
	28.05%	23
	52.44%	43
	17.07%	14
	2.44%	2
	0.00%	0
TOTAL		82

There are no responses.

Q30 Indicate your level of satisfaction with the following programs and services at KSU

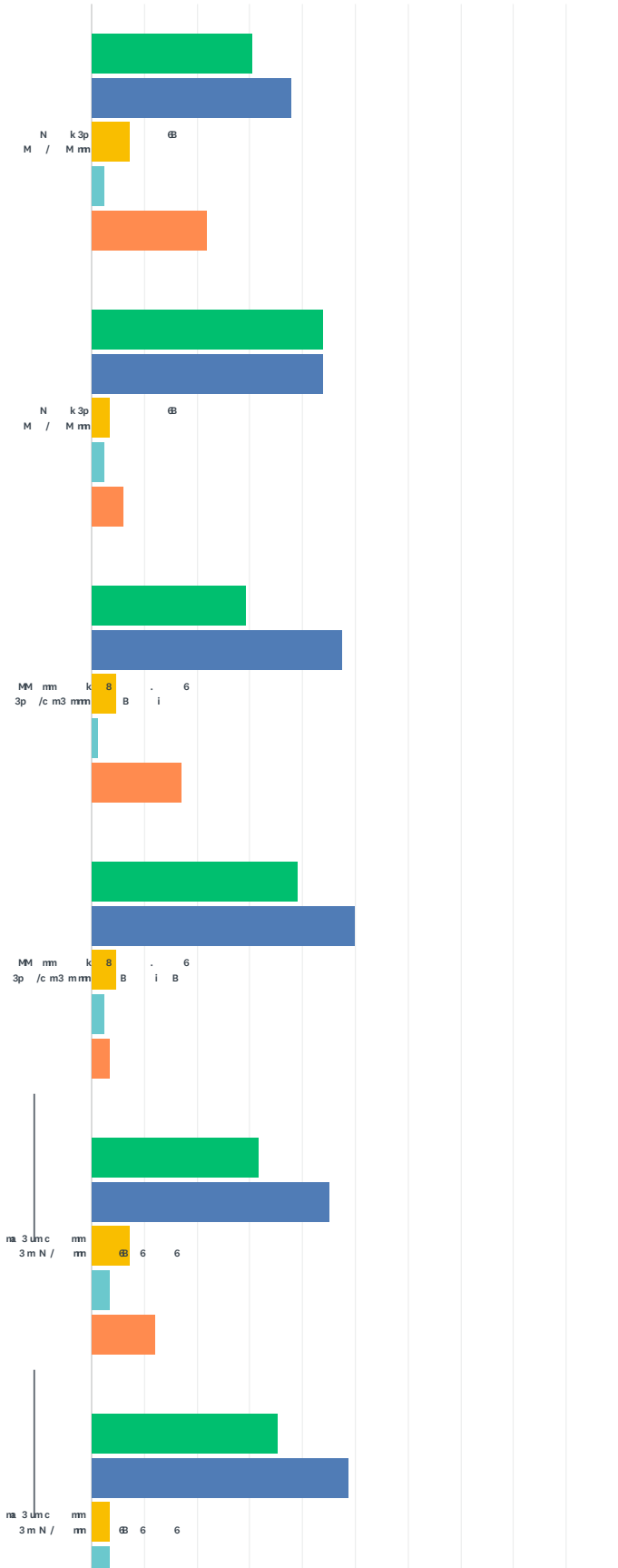
Answered: 82 Skipped: 1



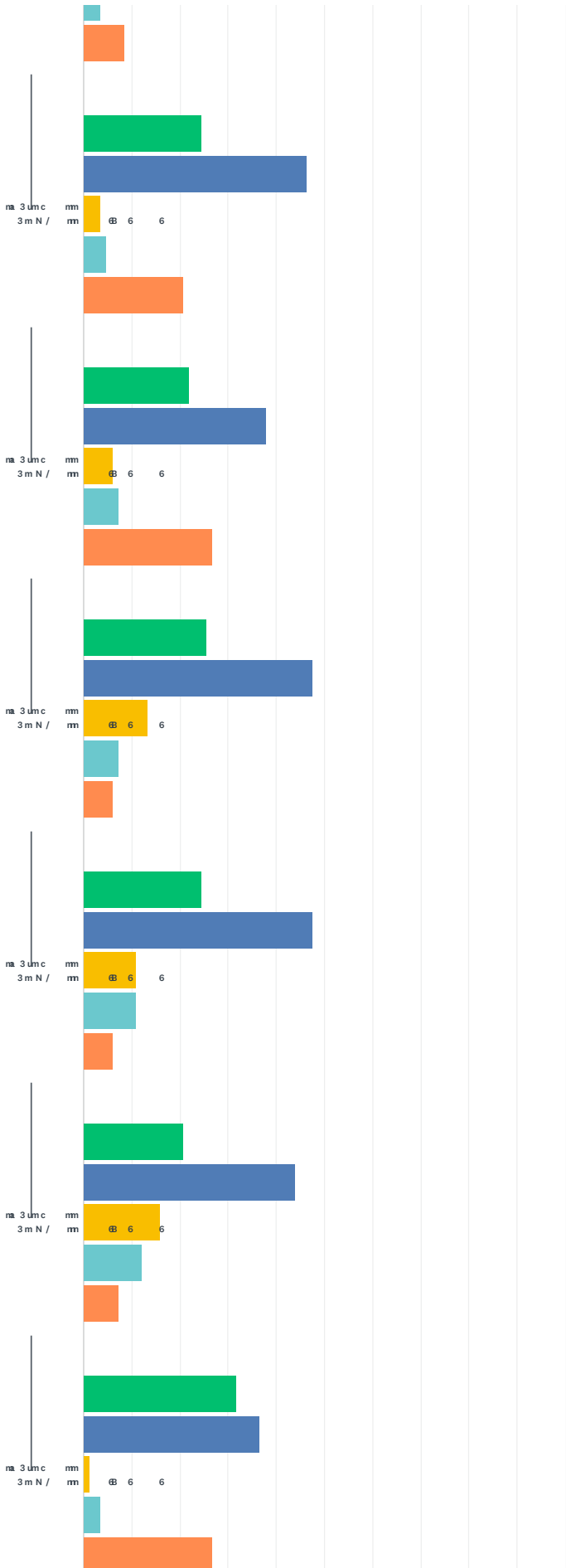


Q31 Indicate your level of satisfaction with the following aspects of your education at KSU

Answered: 82 Skipped: 1

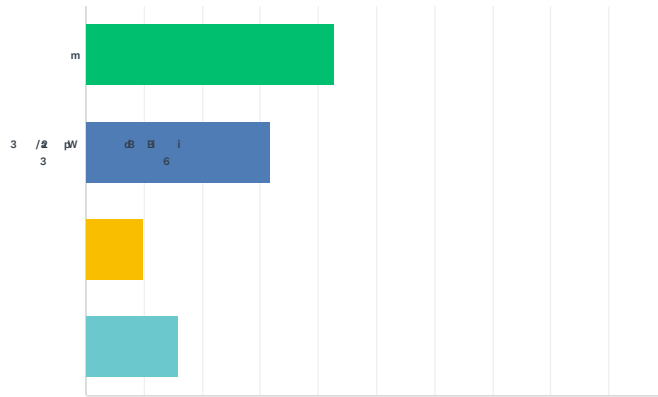


Graduating Survey - Fall 2016



Q32 Would you continue your education at KSU?

Answered: 82 Skipped: 1



	42.68%	35
	31.71%	26
	9.76%	8
	15.85%	13
TOTAL		82

Q33 Is KSU a good value for the education that student receive?

Answered: 82 Skipped: 1

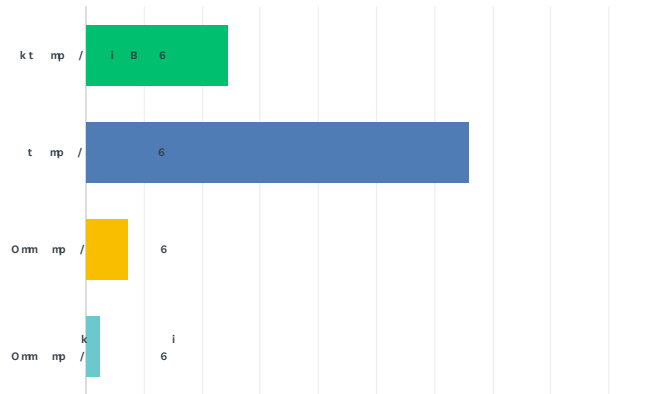
	76.83%	63
	15.85%	13
	7.32%	6
TOTAL		82

	80.49%	66
	19.51%	16

Graduating Survey - Fall 2016

Q35 Overall, how satisfied have you been with your education at the Kentucky State University?

Answered: 82 Skipped: 1



Very Satisfied	24.39%	20
Satisfied	65.85%	54
Dissatisfied	7.32%	6
Very Dissatisfied	2.44%	2
TOTAL		82

Graduating Survey - Fall 2016

35	I LOVE KSU IT JUST NEED TO BE ORGANIZED	12/12/2016 11:23 AM
36	dont fire everyone needed for things to get done, do fire the people that make it harder for a student to graduate outside of the classroom	12/9/2016 5:24 PM
37	remodeling of buildings	12/9/2016 5:23 PM
38	N/A	12/9/2016 5:22 PM
39	NA	12/7/2016 4:56 PM
40	KSU has been a great university to attended, I am very happy that I chose KSU, all teacher were wonderful and very helpful, especially Dr. Walston, he should get Professor of the year award. I will miss coming here so much, this university has done me well.	12/2/2016 3:09 PM