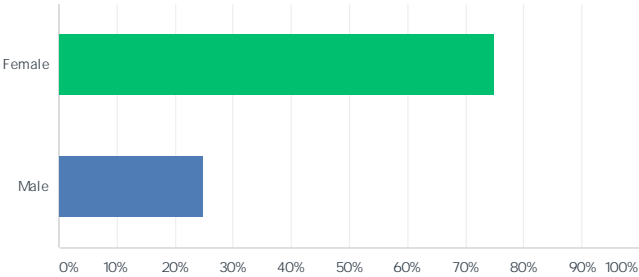


## Q2 Select category that describes your gender

Answered: 4 Skipped: 0



|        |        |   |
|--------|--------|---|
| Female | 75.00% | 3 |
| Male   | 25.00% | 1 |
| TOTAL  |        | 4 |





Q5 Select category that describes your residence classification at the time you enrolled at KSU

Answered: 4 Skipped: 0

|       |        |   |
|-------|--------|---|
|       | 75.00% | 3 |
|       | 25.00% | 1 |
|       | 0.00%  | 0 |
| TOTAL |        | 4 |

—

|  |  |
|--|--|
|  |  |
|  |  |
|  |  |
|  |  |

Q7 What was your student classification when you first enrolled at KSU?

|  |        |   |
|--|--------|---|
|  |        |   |
|  | 25.00% | 1 |
|  | 75.00% | 3 |
|  | 0.00%  | 0 |
|  |        |   |

|  |       |
|--|-------|
|  |       |
|  | 0.00% |
|  |       |
|  |       |
|  |       |

## Q9 What was your associates at KSU this term?

Answered: 0 Skipped: 4

! No matching responses.

| Major |       |       |       |       |       |   |
|-------|-------|-------|-------|-------|-------|---|
|       |       |       |       |       |       |   |
|       | 0.00% | 0.00% | 0.00% | 0.00% | 0.00% | 0 |
|       | 0     | 0     | 0     | 0     | 0     | 0 |
| <hr/> |       |       |       |       |       |   |
|       | 0.00% | 0.00% | 0.00% | 0.00% | 0.00% | 0 |
|       | 0     | 0     | 0     | 0     | 0     | 0 |



Q10 What was your bachelors at KSU this term?

Answered: 4 Skipped: 0







0% 10% 20% 30% 40% 50% 60%



First major:

The image shows a table with 10 columns and 1 row highlighted in green. The table is otherwise empty.

|  |  |  |  |  |  |  |  |  |  |
|--|--|--|--|--|--|--|--|--|--|
|  |  |  |  |  |  |  |  |  |  |
|--|--|--|--|--|--|--|--|--|--|

Second major:







Q12 What was your doctor's degree at KSU this term?

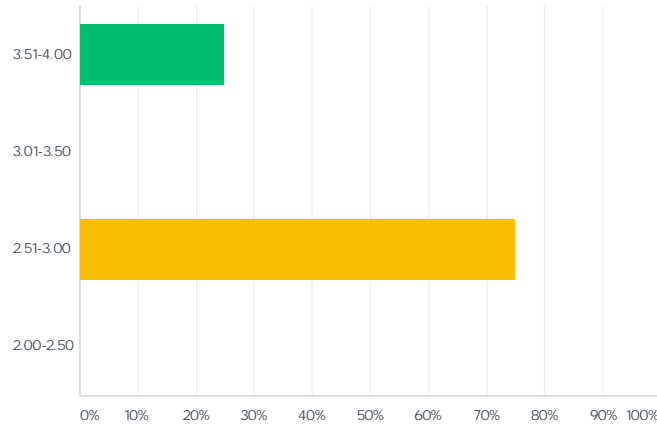
Answered: 0 Skipped: 4

! No matching responses.

| Major | Percentage | Count |
|-------|------------|-------|
| Major | 0.00%      | 0     |

Q13 What was your overall GPA?

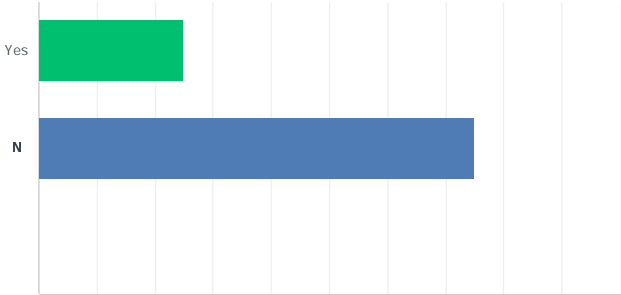
Answered: 4 Skipped: 0



|           |        |   |
|-----------|--------|---|
| 3.51-4.00 | 25.00% | 1 |
| 3.01-3.50 | 0.00%  | 0 |
| 2.51-3.00 | 75.00% | 3 |
| 2.00-2.50 | 0.00%  | 0 |
| TOTAL     |        | 4 |

### Q14 Did either of your parents attend KSU?

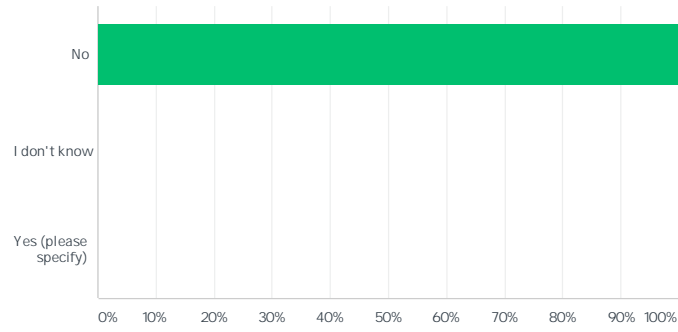
Answered: 4 Skipped: 0



|       |        |   |
|-------|--------|---|
|       | 25.00% | 1 |
|       | 75.00% | 3 |
|       | 0.00%  | 0 |
| TOTAL |        | 4 |

Q15 Did any of your sibling or relatives attend KSU?

Answered: 4 Skipped: 0

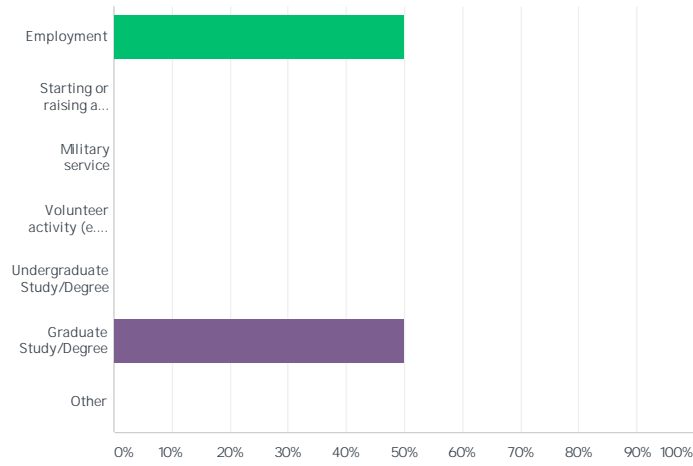


|                      |         |   |
|----------------------|---------|---|
| No                   | 100.00% | 4 |
| I don't know         | 0.00%   | 0 |
| Yes (please specify) | 0.00%   | 0 |
| TOTAL                |         | 4 |

There are no responses.

### Q16 What is MOST LIKELY to be your PRINCIPAL activity upon graduation?

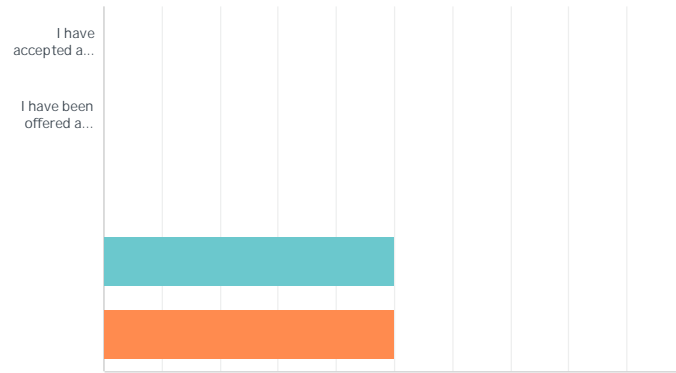
Answered: 4 Skipped: 0



|  |        |          |
|--|--------|----------|
| Employment                             | 50.00% | 2        |
| Starting or raising a family           | 0.00%  | 0        |
| Military service                       | 0.00%  | 0        |
| Volunteer activity (e.g., Peace Corps) | 0.00%  | 0        |
| Undergraduate Study/Degree             | 0.00%  | 0        |
| Graduate Study/Degree                  | 50.00% | 2        |
| Other                                  | 0.00%  | 0        |
| <b>TOTAL</b>                           |        | <b>4</b> |

### Q17 Which of the following best describes the current state of your employment activity?

Answered: 2 Skipped: 2



|              |        |          |
|--------------|--------|----------|
|              | 0.00%  | 0        |
|              | 0.00%  | 0        |
|              | 0.00%  | 0        |
|              | 50.00% | 1        |
|              | 50.00% | 1        |
| <b>TOTAL</b> |        | <b>2</b> |

Q18 If you have already accepted an employment offer, what is your employer's name, department, and official job title name? (This may include self employment.) All others please type "NA". For example: Kentucky State University Office of Institutional Research and Effectiveness Research Analyst

Answered: 2 Skipped: 2

|   |    |                   |
|---|----|-------------------|
| 1 | NA | 7/27/2016 9:26 AM |
| 2 | NA | 7/18/2016 2:41 PM |



Q19 Is the degree(s) you earned in the graduating term related to this position?

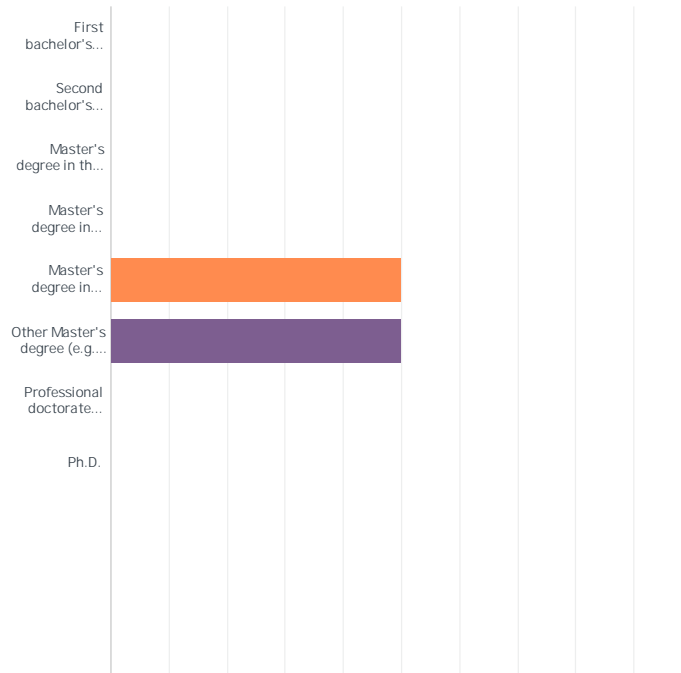
Answered: 2 Skipped: 2

|    |        |   |
|----|--------|---|
|    |        |   |
|    | 50.00% | 1 |
|    | 0.00%  | 0 |
|    | 50.00% | 1 |
| TO |        |   |



## Q21 Which degree(s) do you plan to pursue beginning in the next semester or two.

Answered: 2 Skipped: 2



|                      |        |   |
|----------------------|--------|---|
|                      | 0.00%  | 0 |
|                      | 0.00%  | 0 |
|                      | 0.00%  | 0 |
|                      | 0.00%  | 0 |
|                      | 50.00% | 1 |
|                      | 50.00% | 1 |
|                      | 0.00%  | 0 |
|                      | 0.00%  | 0 |
|                      | 0.00%  | 0 |
|                      | 0.00%  | 0 |
|                      | 0.00%  | 0 |
| Total Respondents: 2 |        |   |

Summer 2016

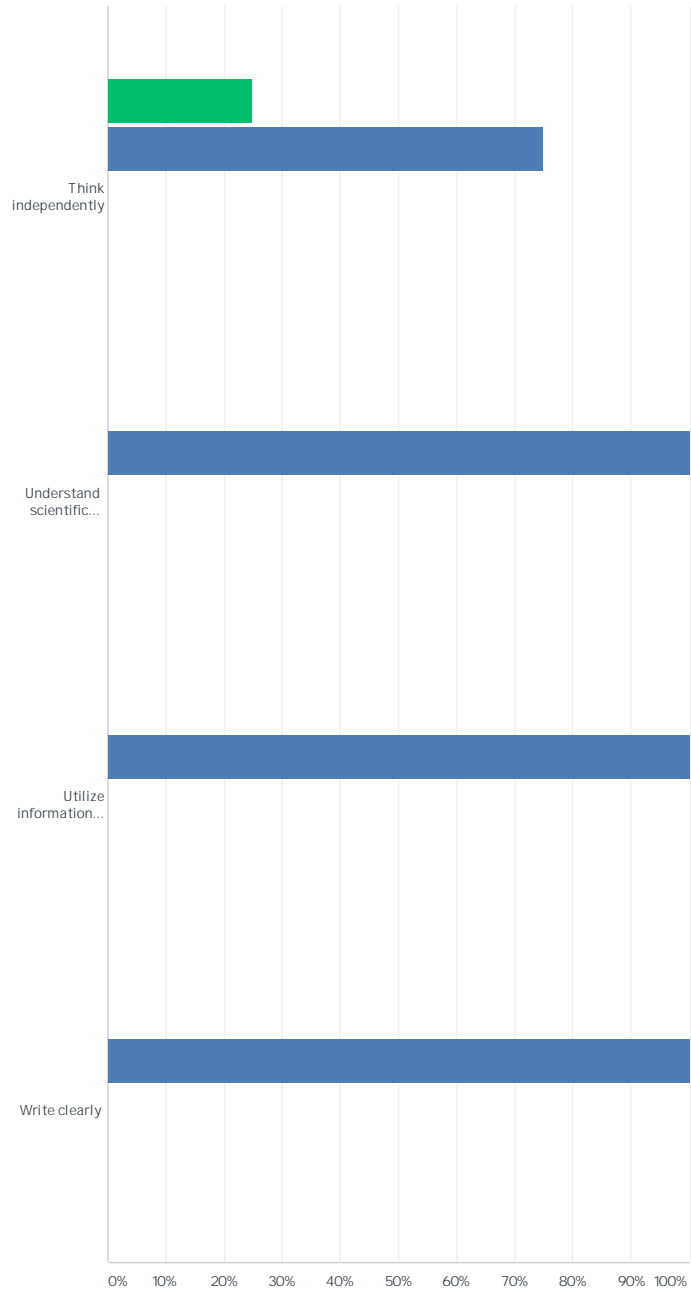
Q22 If you have been accepted into a program and will be attending school in the next semester or two please specify school, degree type, and major. For example: Kentucky State University Bachelor's Mathematics

Answered: 2 Skipped: 2

|   |                                      |                    |
|---|--------------------------------------|--------------------|
| 1 | NA                                   | 8/10/2016 10:52 AM |
| 2 | Wright State University Master's MBA | 8/2/2016 9:48 AM   |







■ Very Effective 
 ■ Effective 
 ■ Ineffective 
 ■ Very Ineffective 
 ■ N/A

|  | 0.00% | 25.00% | 50.00% | 75.00% | 100.00% |       |
|--|-------|--------|--------|--------|---------|-------|
|  | 0     | 1      | 2      | 3      | 4       | 4     |
|  | 0.00% | 25.00% | 50.00% | 75.00% | 100.00% | 0.00% |
|  | 0     | 1      | 2      | 3      | 4       | 0     |
|  | 0.00% | 25.00% | 50.00% | 75.00% | 100.00% | 0.00% |
|  | 0     | 1      | 2      | 3      | 4       | 0     |
|  | 0.00% | 25.00% | 50.00% | 75.00% | 100.00% | 0.00% |
|  | 0     | 1      | 2      | 3      | 4       | 0     |
|  | 0.00% | 25.00% | 50.00% | 75.00% | 100.00% | 0.00% |
|  | 0     | 1      | 2      | 3      | 4       | 0     |
|  | 0.00% | 25.00% | 50.00% | 75.00% | 100.00% | 0.00% |
|  | 0     | 1      | 2      | 3      | 4       | 0     |

---

|        |        |       |
|--------|--------|-------|
| 25.00% | 75.00% | 0.00% |
| 1      | 3      |       |

---

---

---

---

---

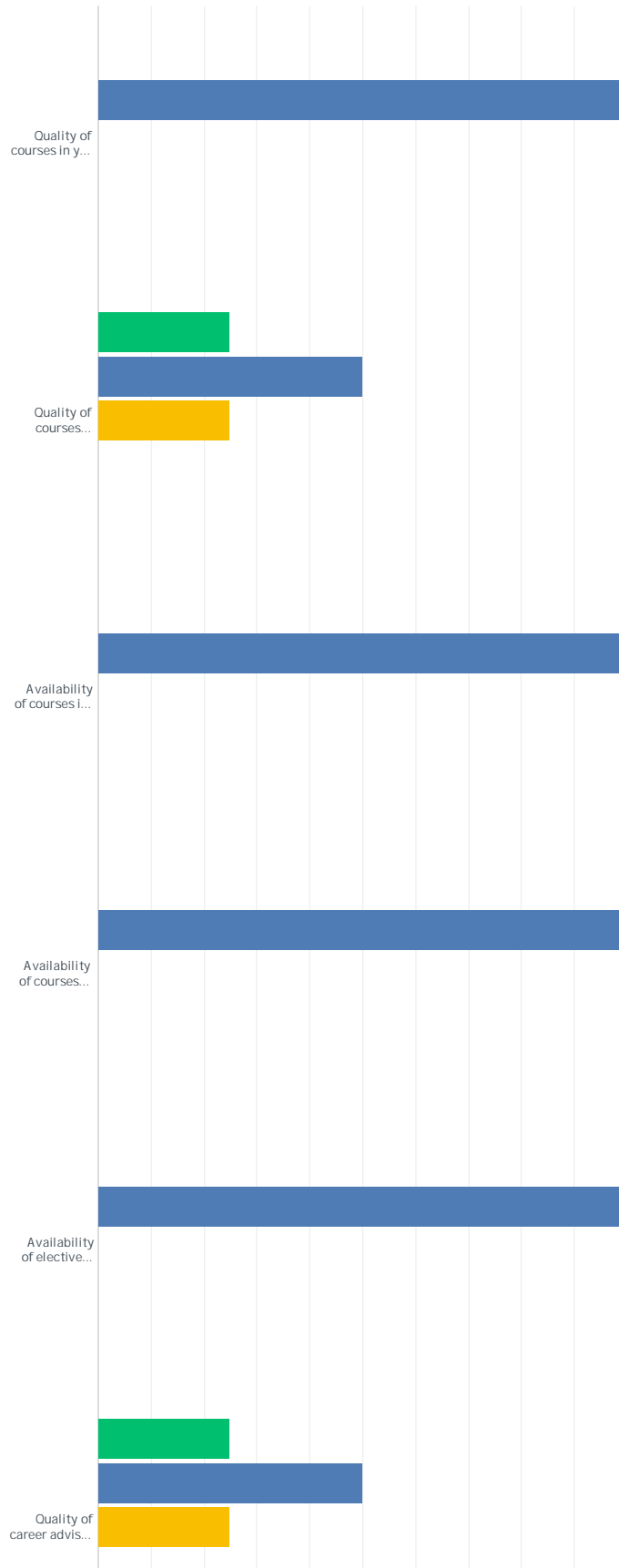
---

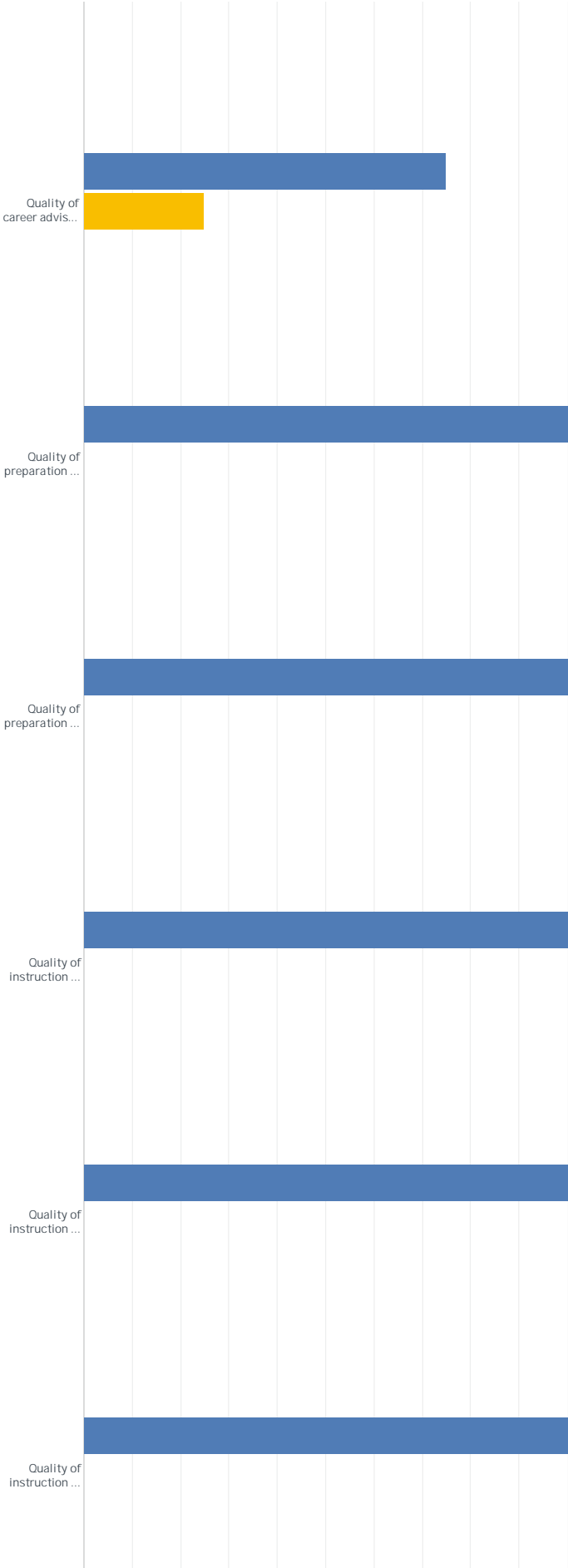
---



Q24 Indicate your level of satisfaction with the following aspects of your education at KSU

Answered: 4 Skipped: 0



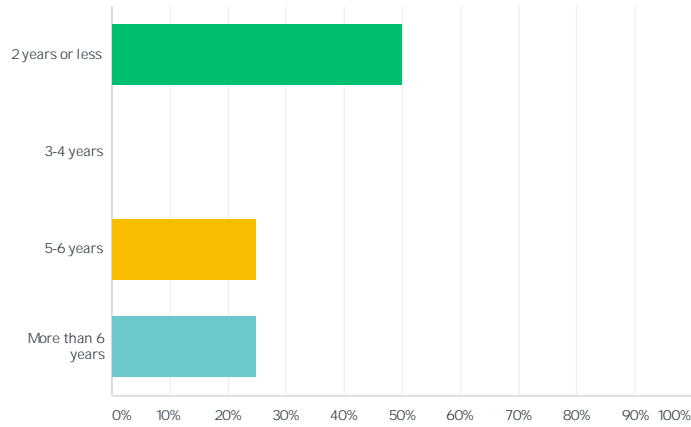




|  | 0.00%  | 100.00% | 0.00%  | 0.00% | 0.00% | 4 |
|--|--------|---------|--------|-------|-------|---|
|  | 0      | 4       | 0      | 0     | 0     |   |
|  | 25.00% | 50.00%  | 25.00% | 0.00% | 0.00% | 4 |
|  | 1      | 2       | 1      | 0     | 0     |   |
|  | 0.00%  | 100.00% | 0.00%  | 0.00% | 0.00% | 4 |
|  | 0      | 4       | 0      | 0     | 0     |   |
|  | 0.00%  | 100.00% | 0.00%  | 0.00% | 0.00% | 4 |
|  | 0      | 4       | 0      | 0     | 0     |   |
|  | 25.00% | 50.00%  | 25.00% | 0.00% | 0.00% | 4 |
|  | 1      | 2       | 1      | 0     | 0     |   |
|  | 0.00%  | 75.00%  | 25.00% | 0.00% | 0.00% | 4 |
|  | 0      | 3       | 1      | 0     | 0     |   |
|  | 0.00%  | 100.00% | 0.00%  | 0.00% | 0.00% | 4 |
|  | 0      | 4       | 0      | 0     | 0     |   |
|  | 0.00%  | 100.00% | 0.00%  | 0.00% | 0.00% | 4 |
|  | 0      | 4       | 0      | 0     | 0     |   |
|  | 0.00%  | 100.00% | 0.00%  | 0.00% | 0.00% | 4 |
|  | 0      | 4       | 0      | 0     | 0     |   |
|  | 0.00%  | 100.00% | 0.00%  | 0.00% | 0.00% | 4 |
|  | 0      | 4       | 0      | 0     | 0     |   |

Q25 How long has it taken you to earn your degree?

Answered: 4 Skipped: 0



|                   |        |   |
|-------------------|--------|---|
| 2 years or less   | 50.00% | 2 |
| 3-4 years         | 0.00%  | 0 |
| 5-6 years         | 25.00% | 1 |
| More than 6 years | 25.00% | 1 |
| TOTAL             |        | 4 |





[Redacted]

[Redacted]

[Redacted]

[Redacted]

[Redacted]

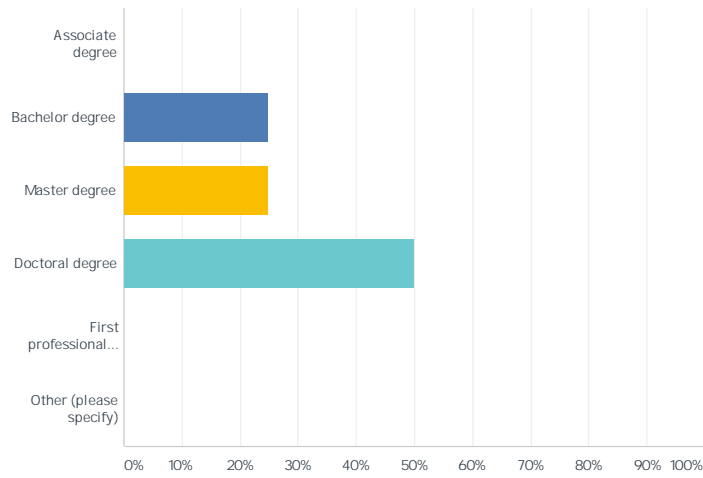
[Redacted]

[Redacted]

[Redacted]

## Q29 What is the highest degree you plan to achieve?

Answered: 4 Skipped: 0



|                         |        |          |
|-------------------------|--------|----------|
|                         | 0.00%  | 0        |
|                         | 25.00% | 1        |
|                         | 25.00% | 1        |
|                         | 50.00% | 2        |
|                         | 0.00%  | 0        |
|                         | 0.00%  | 0        |
| <b>TOTAL</b>            |        | <b>4</b> |
| There are no responses. |        |          |









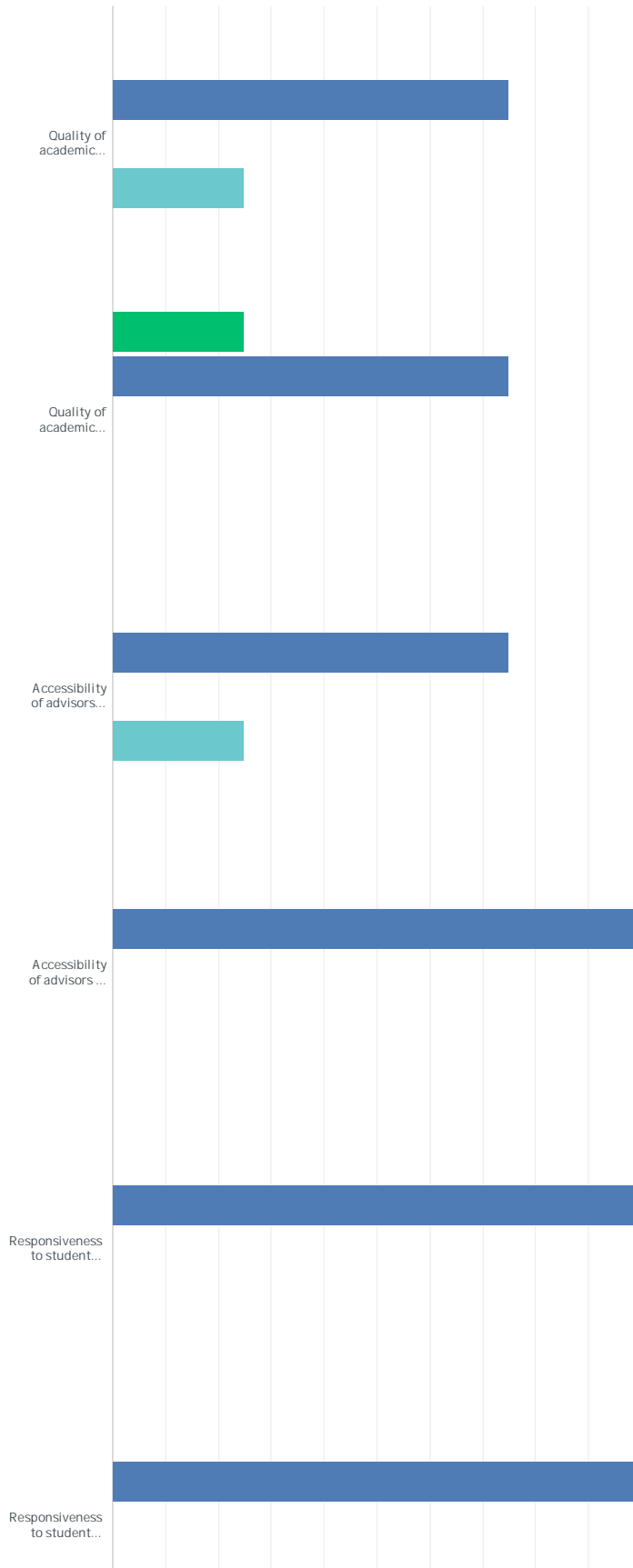


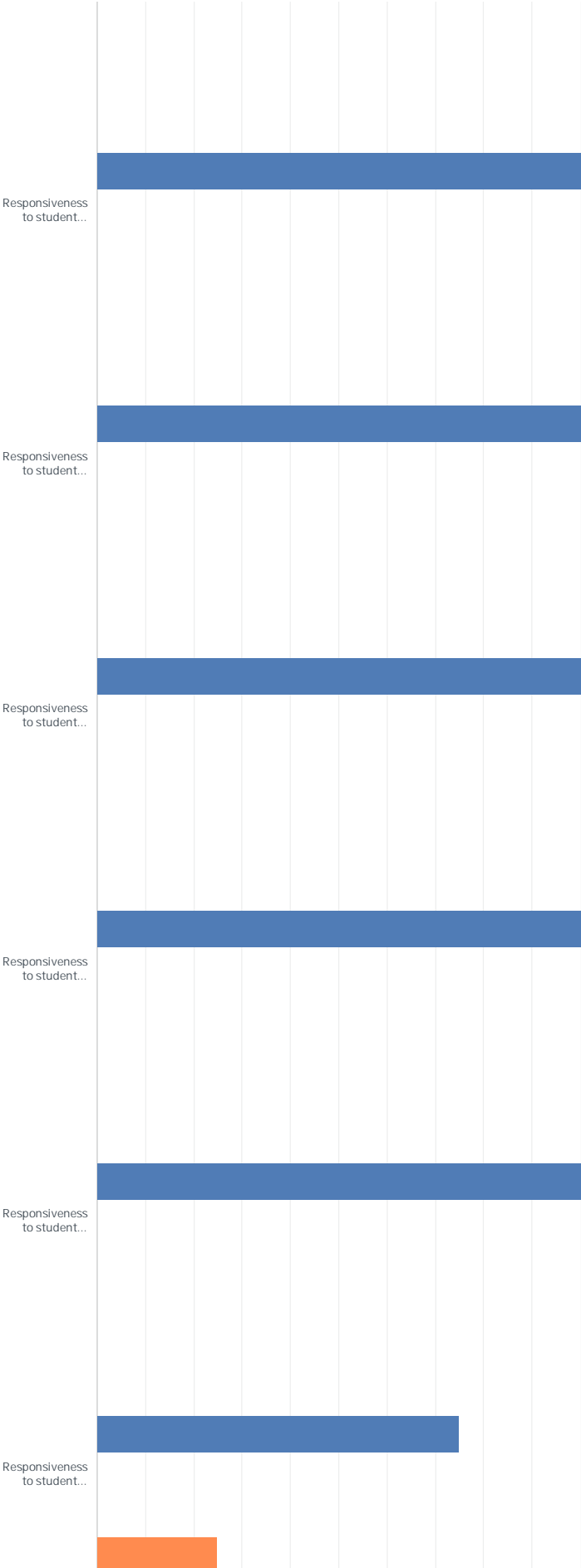
## Summer 2016

|                    |            |             |             |             |             |   |
|--------------------|------------|-------------|-------------|-------------|-------------|---|
| Registrar's office | 0.00%<br>0 | 75.00%<br>3 | 25.00%<br>1 | 0.00%<br>0  | 0.00%<br>0  | 4 |
| Residence halls    | 0.00%<br>0 | 50.00%<br>2 | 0.00%<br>0  | 25.00%<br>1 | 25.00%<br>1 | 4 |
| Student government | 0.00%<br>0 | 75.00%<br>3 | 0.00%<br>0  | 0.00%<br>0  | 25.00%<br>1 | 4 |
| Student activities | 0.00%<br>0 | 50.00%<br>2 | 25.00%<br>1 | 0.00%<br>0  | 25.00%<br>1 | 4 |
| Tutoring services  | 0.00%<br>0 | 75.00%<br>3 | 25.00%<br>1 | 0.00%<br>0  | 0.00%<br>0  | 4 |

Q31 Indicate your level of satisfaction with the following aspects of your education at KSU

Answered: 4 Skipped: 0



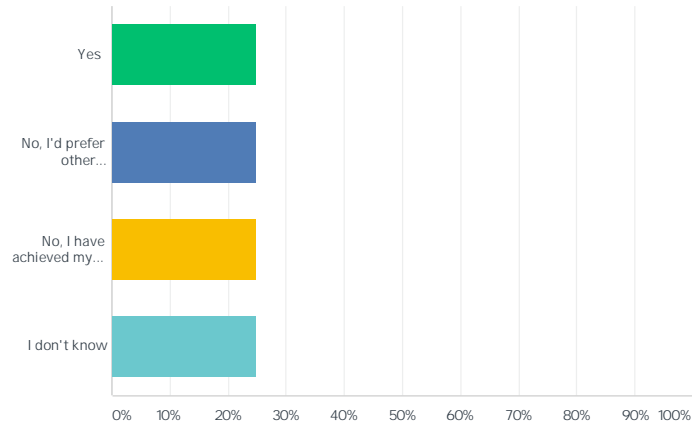






### Q32 Would you continue your education at KSU?

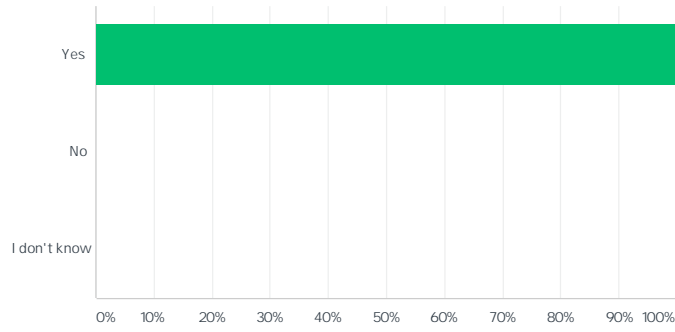
Answered: 4 Skipped: 0



|                                    |        |          |
|------------------------------------|--------|----------|
| Yes                                | 25.00% | 1        |
| No, I'd prefer other Institution   | 25.00% | 1        |
| No, I have achieved my Institution | 25.00% | 1        |
| I don't know                       | 25.00% | 1        |
| <b>TOTAL</b>                       |        | <b>4</b> |

Q33 Is KSU a good value for the education that student receive?

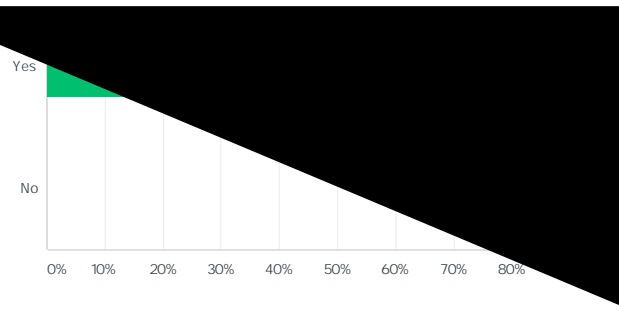
Answered: 4 Skipped: 0



|              |         |   |
|--------------|---------|---|
| Yes          | 100.00% | 4 |
| No           | 0.00%   | 0 |
| I don't know | 0.00%   | 0 |
| TOTAL        |         | 4 |

### Q34 Will you recommend KSU to other students?

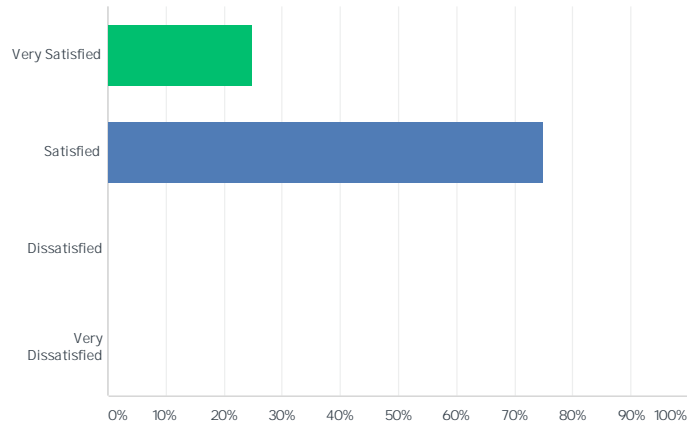
Answered: 4 Skipped: 0



|              |         |          |
|--------------|---------|----------|
|              | 100.00% | 4        |
|              | 0.00%   | 0        |
| <b>TOTAL</b> |         | <b>4</b> |

Q35 Overall, how satisfied have you been with your education at the Kentucky State University?

Answered: 4 Skipped: 0



|                   |        |   |
|-------------------|--------|---|
| Very Satisfied    | 25.00% | 1 |
| Satisfied         | 75.00% | 3 |
| Dissatisfied      | 0.00%  | 0 |
| Very Dissatisfied | 0.00%  | 0 |
| TOTAL             |        | 4 |

