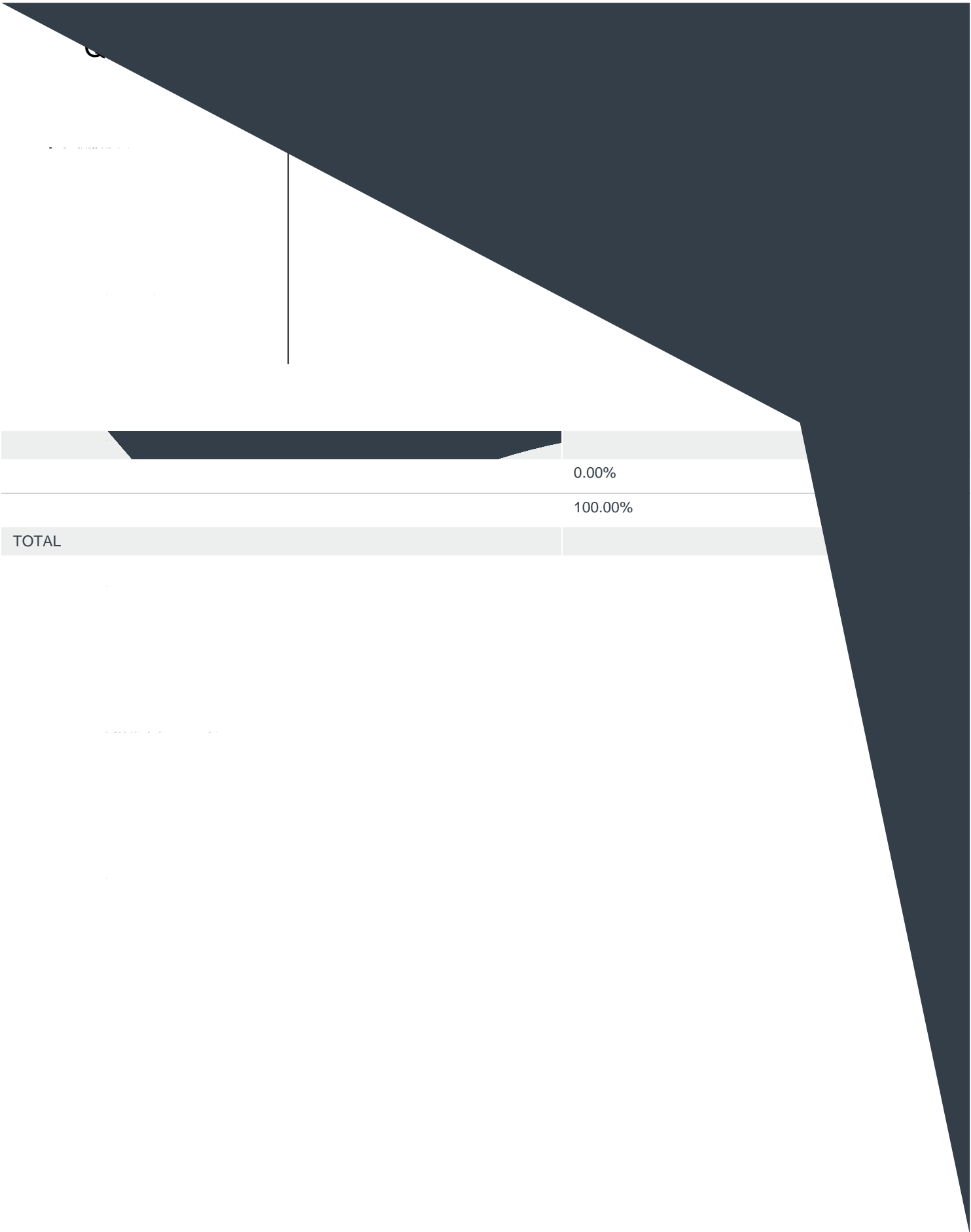


Total Respondents: 50

Answered: 50    Skipped: 0


University



	0.00%
	100.00%
TOTAL	

# Q4 Did any of your sibling or relatives attend Kentucky State University?

Answered: 20 Skipped: 0



	90.00%	18
	10.00%	2
TOTAL		20

## Q5 Where will you live after graduation?

	100.00%	20
	100.00%	20
	100.00%	20
	20.00%	4
	75.00%	15
	70.00%	14
	100.00%	20

## Q6 While attending Kentucky State University, please indicate if you participated in the following:

Answered: 5 Skipped: 15

Activity	Percentage	Count
Fraternity/Sorority - please indicate what organization:	40.00%	2
Intercollegiate Sport - please indicate what sport(s):	20.00%	1
Activity/Honors - please indicate what activities:	40.00%	2
Band/Choir - please indicate what instrument/vocal part:	0.00%	0

# Q7 What is MOST LIKELY to be your PRINCIPAL activity upon graduation?

Answered: 20 Skipped: 0

	70.00%	14
	0.00%	0
	0.00%	0
	0.00%	0
	5.00%	1
	25.00%	5
	0.00%	0
	0.00%	0
TOTAL	g	

	78.57%	11
	14.29%	2
	7.14%	>%

# Q9 What field of occupation is the employment you are seeking or your current employment?

Answered: 14 Skipped: 6

	7.14%	1
	57.14%	8
	0.00%	0
	21.43%	3
	0.00%	0
	0.00%	0
	0.00%	0





# Q10 If you are currently employed or have recei

	81.82%	9
	0.00%	0
	18.18%	2
	0.00%	0
	0.00%	0

Q11 Please enter the location of your current employment or will be:





State/Country	Percentage	Count
Alabama	0.00%	0
Alaska	0.00%	0
Arizona	0.00%	0
Arkansas	0.00%	0
California	0.00%	0
Colorado	0.00%	0
Connecticut	0.00%	0
Delaware	0.00%	0
Florida	7.69%	1
Georgia	0.00%	0
Hawaii	0.00%	0
Idaho	0.00%	0

## Summer 2017 Exit Clearance Survey

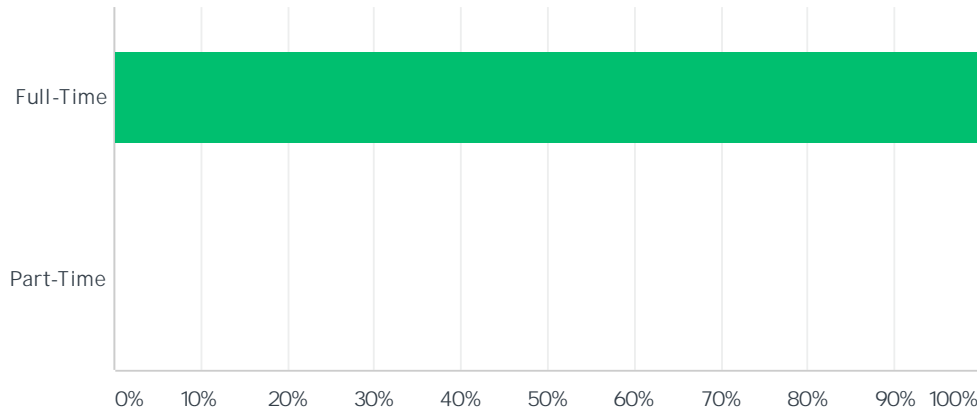
Illinois	7.69%	1
Indiana	0.00%	0
Iowa	0.00%	0
Kansas	0.00%	0
Kentucky	84.62%	11
Louisiana	0.00%	0
Maine	0.00%	0
Maryland	0.00%	0
Massachusetts	0.00%	0
Michigan	0.00%	0
Minnesota	0.00%	0
Mississippi	0.00%	0
Missouri	0.00%	0
Montana	0.00%	0
Nebraska	0.00%	0
Nevada	0.00%	0
New Hampshire	0.00%	0
New Jersey	0.00%	0
New Mexico	0.00%	0
New York	0.00%	0
North Carolina	0.00%	0
North Dakota	0.00%	0
Ohio	0.00%	0
Oklahoma	0.00%	0
Oregon	0.00%	0
Pennsylvania	0.00%	0
Rhode Island	0.00%	0
South Carolina	0.00%	0
South Dakota	0.00%	0
Tennessee	0.00%	0
Texas	0.00%	0
Utah	0.00%	0
Vermont	0.00%	0
Virginia	0.00%	0

### Summer 2017 Exit Clearance Survey

Washington	0.00%	0
West Virginia	0.00%	0
Wisconsin	0.00%	0
Wyoming	0.00%	0
Foreign Country	0.00%	0
TOTAL		13

### Q12 If you are currently employed or have received a job offer, what is or will be your employment status?

Answered: 10 Skipped: 10



Employment Status	Percentage	Count
Full-Time	100.00%	10
Part-Time	0.00%	0
TOTAL		10



**Q13 If you are currently employed or have received a job offer, what is/will be your position title?**

Answered: 10 Skipped: 10



**Q15 If you are currently employed or have received a job offer, what is the company's name?**

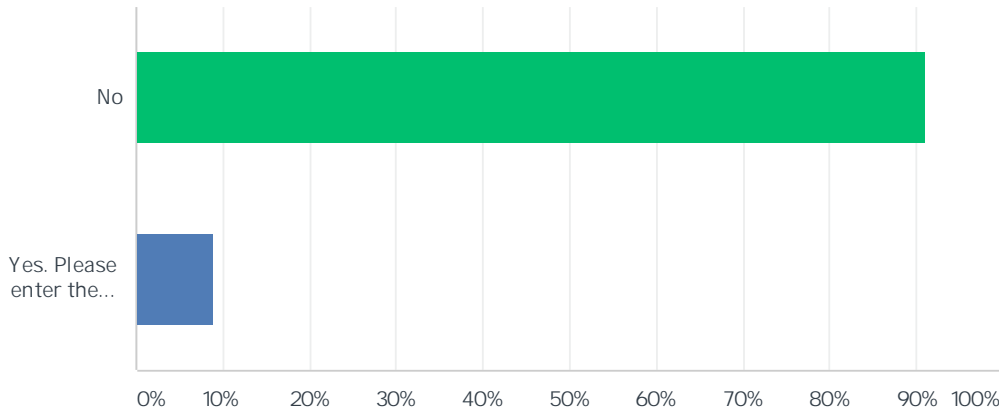
Answered: 10 Skipped: 10

Q16 If you are currently employed or have received a job offer, what is or will be your annual salary (enter whole number, no decimal, comma, or dollar sign)?

Answered: 8 Skipped: 12

### Q17 If you are currently employed or have received a job offer, did or will you accept a guaranteed bonus compensation?

Answered: 11 Skipped: 9




Response	Percentage	Count
No	90.91%	10
Yes. Please enter the amount (whole number, no decimal, comma, or dollar sign):	9.09%	1
<b>TOTAL</b>		<b>11</b>




# Q19 Which degree(s) do you plan to pursue beginning in the next semester or two.

Answered: 6 Skipped: 14

	0.00%	0
	0.00%	0
	33.33%	2
	66.67%	4
	0.00%	0
Total Respondents: 6		



0.00%





Q21 Please enter the school name where you have been admitted


	100.00%	5
	40.00%	2
	40.00%	2





# Q23 Indicate your level of satisfaction with the following aspects of your education at Kentucky State University

Answered: 20 Ski



---

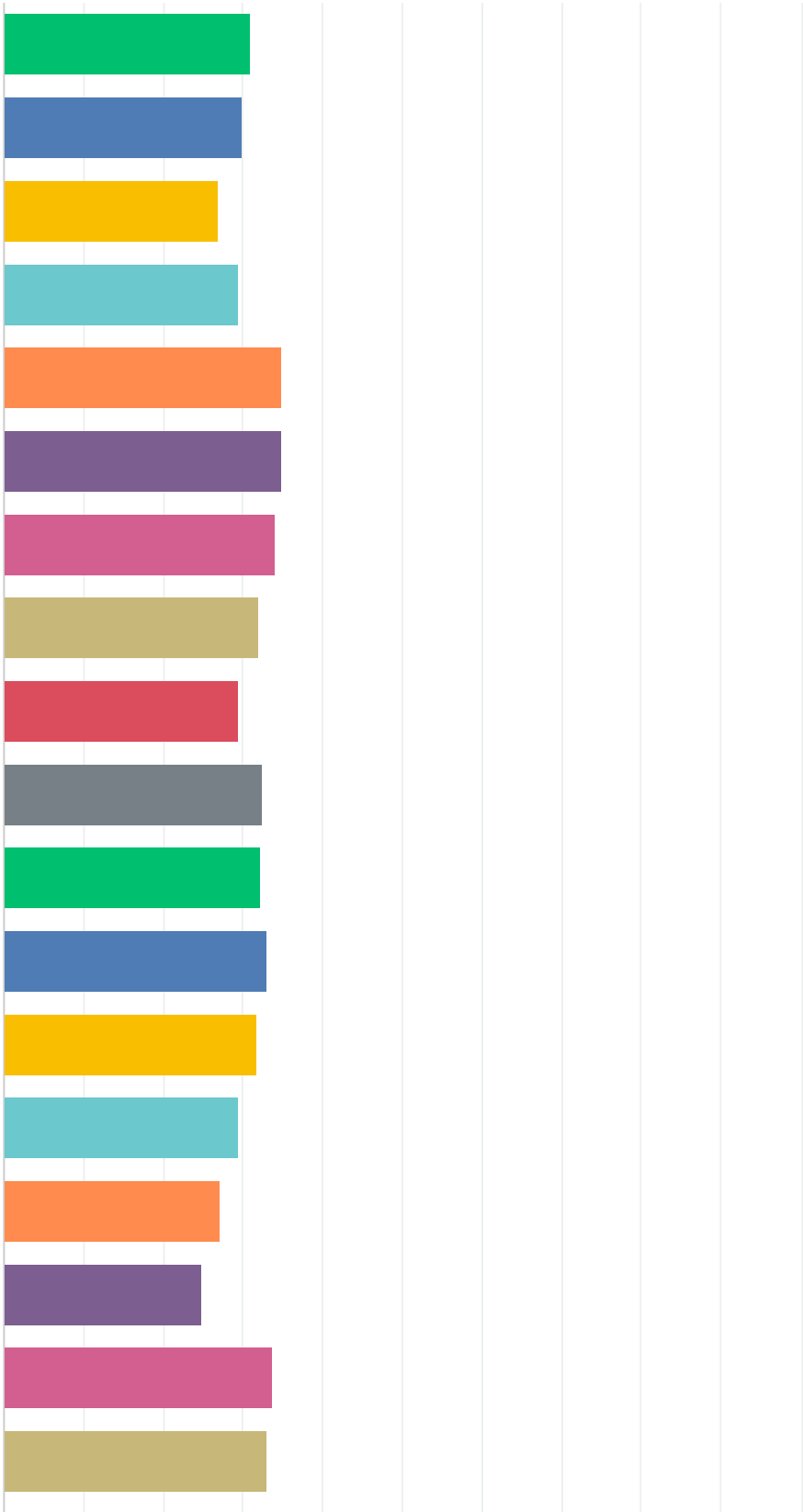
---

---



# Q24 Indicate your level of satisfaction with the following programs and services at Kentucky State University

Answered: 20 Skipped: 0




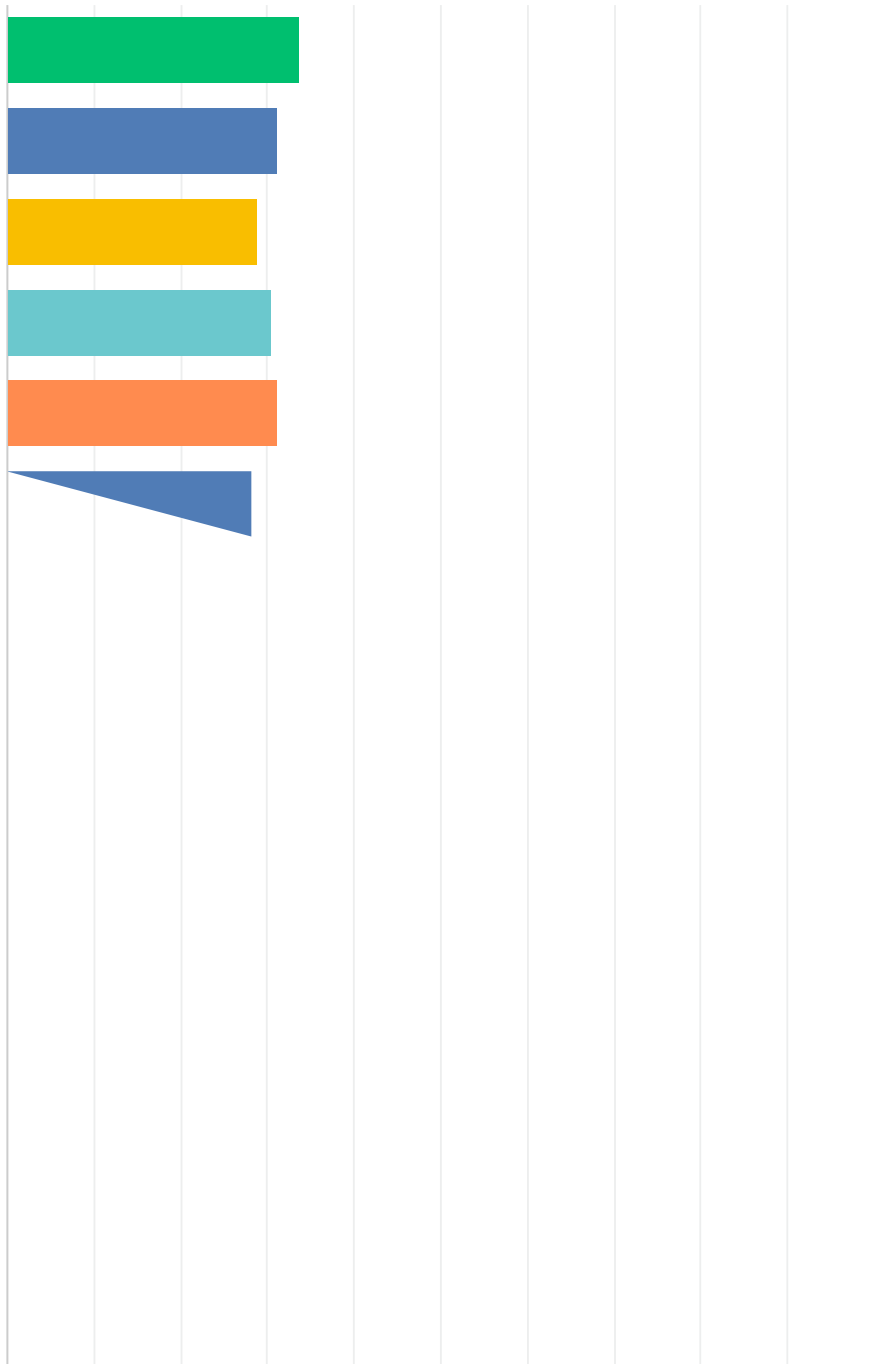
	25.00%	65.00%	5.00%	5.00%	0.00%	20	3.10
	5	13	1	1	0		
	15.00%	75.00%	5.00%	5.00%	0.00%	20	3.00
	3	15	1	1	0		
	15.00%	55.00%	15.00%	15.00%	0.00%	20	2.70
	3	11	3	3	0		
	30.00%	30.00%	5.00%	15.00%	20.00%	20	2.94
	6	6	1	3	4		
	25.00%	25.00%	0.00%	0.00%	50.00%	20	3.50
	5	5	0	0	10		
	25.00%	25.00%	0.00%	0.00%	50.00%	20	3.50
	5	5	0	0	10		
	30.00%	25.00%	5.00%	0.00%	40.00%	20	3.42
	6	5	1	0	8		
	25.00%	15.00%	5.00%	5.00%	50.00%	20	3.20
	5	3	1	1	10		
	25.00%	45.00%	10.00%	10.00%	10.00%	20	2.94
	5	9	2	2	2		
	35.00%	40.00%	5.00%	5.00%	15.00%	20	3.24
	7	8	1	1	3		
	30.00%	50.00%	10.00%	0.00%	10.00%	20	3.22
	6	10	2	0	2		
	30.00%	45.00%	5.00%	0.00%	20.00%	20	3.31
	6	9	1	0	4		
	25.00%	20.00%	5.00%	5.00%	45.00%	20	3.18
	5	4	1	1	9		
	30.00%	40.00%	5.00%	15.00%	10.00%	20	2.94
	6	8	1	3	2		
	25.00%	35.00%	10.00%	20.00%	10.00%	20	2.72
	5	7	2	4	2		





# Q25 Indicate your level of satisfaction with the following aspects of your experience at Kentucky State University

Answered: 20 Skipped: 0





## Q26 If you could change two things about Kentucky State University, what would they be?

Answered: 15 Skipped: 5

Order	Percentage	Count
1.	100.00%	15
2.	66.67%	10

## Q27 Identify two things about Kentucky State University that makes it unique compared to other colleges and universities

Answered: 11 Skipped: 9

Order	Percentage	Count
1.	100.00%	11
2.	100.00%	11

# Q28 Would you continue your education at Kentucky State University?

Answered: 20 Skipped: 0

	60.00%	12
	40.00%	8
TOTAL		20

# Q29 Is Kentucky State University a good value for the education that student receive?

Answered: 20 Skipped: 0

	90.00%	18
	10.00%	2
TOTAL		20



Q31 Overall, how satisfied ha edisfied ha

	25.00%	5
	65.00%	13
	5.00%	1
	5.00%	1



**Q32 Please provide comments you think necessary to improve Kentucky State University in the future**

Answered: 8 Skipped: 12